

ADVANCED HIGH CEILING
REV 4 - Retrofit



4-inch aperture high lumen recessed downlight with lumen output
 1520 – 8400lm.

Quantity	Type
Projec	Note

Electrical System

- 2010lm (20W)
- 4130lm (40W)
- 6500lm (60W)
- 8400lm (80W)
- Power Input: Universal (120-277V)
- Operating Temperature: -40°F~104°F
- Surge Protection: 4KV
- Power Factor Greater than 0.9

New Construction

- Non-IC Rated, insulation must be kept >1ft from housing.
- Aperture: 4.25" (108mm)
- Opening of Mounting Frame: 4.72" (120mm) to 5.1" (127mm) Max
- Oversize Trim: 5.25" (133mm)
- Ceiling Cutout: 5" (127mm)
- Maximum Ceiling Thickness: 2" (50.8mm)
- Tool-less top access allows service from above and below.
- Light engine, optics, and driver(s) accessible from below ceiling
- Weight: 7 lbs

LED Technology

- 2700K, 3000K, 3500K, 4000K
- 85 CRI, 93 CRI
- Beam Angle: 35°, 45°, 55°
- Rated Life > 60,000 Hours (L70)

Warranty

- 5-year limited warranty

Advanced Dimming

(Proprietary VX Driver is incorporated to all dimming options for video flicker-free lighting)

- Standard 0-10V: dims to 10%
- Superior 0-10V: dims to 1%
- DMX: high resolution dims to 0.1%
 (Supports ANSI E1.20 RDM protocol)
- DALI: dims to 10%
- 20W/40W only:
 LTE: Hi-Lume 1% 2-wire LED Driver (120V forward phase only)
 LDE1: Hi-Lume 1% EcoSystem LED Driver with Soft-on,
 Fade-to-Black (UNV only)

Listing

- ETL Damp Location Listed
- FCC



REV 4 - Retrofit**How to Specify:****Ordering Example: RS4R-80-358-UNV-STV-35-WHT****4-5 weeks lead time on over 75% of specifications.**

Model	Wattage	CCT / CRI	Voltage	Dimming
RS4R			UNV	
RS4R	20 20W	278 2700K / CRI85	UNV 120-277V	NOD Non-Dimming
REV 4 inch Retrofit	40 40W	308 3000K / CRI85		STV Standard 0-10V dims to 10%
	60* 60W	358 3500K / CRI85		SPV Superior 0-10V dims to dark
	80* 80W	408 4000K / CRI85		DMX DMX dims to 0.1% (XLR Sockets)
		279 2700K / CRI93		DMX(RJ45) DMX dims to 0.1% (RJ45 Sockets)
		309 3000K / CRI93		LTE Hi-Lume 1% 2-wire LED Driver (120V forward phase only)
		359 3500K / CRI93		LDE1 Hi-Lume 1% EcoSystem LED Driver with Soft-on, Fade-to-Black (UNV only)
	*Not compatible with LTE and LDE1			DALI DALI dims to 10%
				* Option not available for 60W and 80W.

Beam Angle**Finish****Accessories**

Beam Angle	Finish	Accessories
35 35°	BLK Black	EMP Remote Emergency Pack
45 45°	WHT White	SCA410 Sloped Ceiling Adapter 8°-12°
55 55°		

ADVANCED HIGH CEILING
REV 4 - Retrofit



Delivered Lumens*

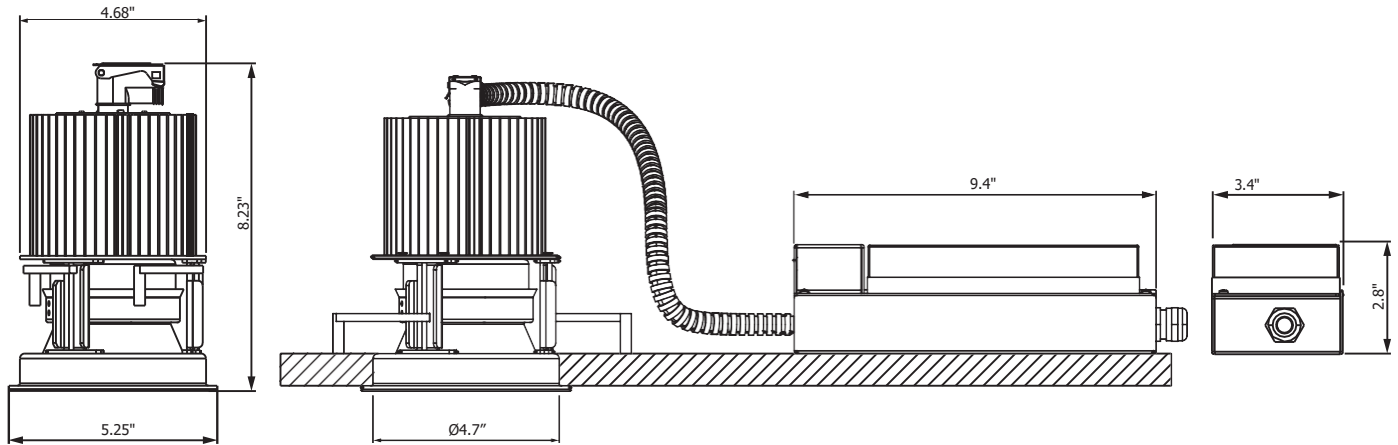
Wattage \ CCT	20W	40W	60W	80W
	Beam Angle: 35°			
5000K	1830 lm	3750 lm	5910 lm	7640 lm
4000K	1720 lm	3540 lm	5580 lm	7210 lm
3500K	1610 lm	3410 lm	5380 lm	6990 lm
3000K	1500 lm	3290 lm	5190 lm	6780 lm
2700K	1380 lm	3130 lm	4920 lm	6310 lm

*Tolerance±8%

Current Consumption

Wattage \ Volt	120V	277V
20W	0.22A	0.10A
40W	0.41A	0.18A
60W	0.57A	0.25A
80W	0.77A	0.34A

Dimensions



ADVANCED HIGH CEILING
REV 4 - Retrofit



DMX Requirements

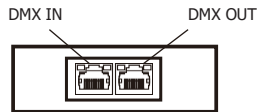
The REV 4 LED fixture with DMX is a ONE CHANNEL DMX unit.

When placing order, please indicate DMX address. (The DMX address will be listed on the back of the fixture.)

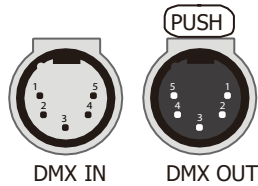
The LED fixture provide RJ45 Socket or XLR socket to connect. (DMX cable NOT included.)

The final fixture should be terminated by the use of DMX Terminator (by others).

RJ45 Sockets



XLR Sockets



CONNECTION	RJ45 (CAT5e)	5-PIN XLR
Common	WHITE/BROWN(PIN7) & BROWN(PIN 8)	PIN 1
Signal -	ORANGE(PIN 2)	PIN 2
Signal +	WHITE/ORANGE(PIN 1)	PIN 3
Spare	-	PIN 4
Spare	-	PIN 5

Compatible DMX Cabling List

DMX uses a cable consisting of two twisted pairs plus a shield to carry data. The cable must be specifically impedance matched for the digital DMX signal, meaning that microphone cable or other non-rated cable **must not be used to carry DMX**. Network cable (Cat5, 5e or 6 cable) may be used to carry DMX in an installation; however special consideration must be given to shielding and termination. Under no circumstances should solid core cable like Cat5 be terminated into a screw down connector.

Meteor recommends the use of Belden 9729 for DMX installation. Belden 9729 is a two pair cable, which allows for a spare pair for 'out and back' type terminations if needed. Below is a list of other compatible Belden cables.

Compatible TRIAC Dimmer List

LUTRON PART NO.

RRD-6NA-	RRT-G5NEW-	RRT-GH	HQRD-10ND-	HQRT-GH	HQRD-HN	PD-10NXD-
RRD-6ND	RRT-G25LW-	HQRD-6NA-	MRF2-6ND-120-	HQRT-G25LW-	GT-250M-	PD-5NE-
RRD-10ND-	RRD-HN	HQRD-6ND-	MRF2S-6ND-120-	HQRT-G5NEW-	GTJ-250M-	