

ADVANCED HIGH CEILING

# REV 6 Retrofit - W+RGB



6-inch aperture high lumen recessed downlight utilizing Meteor Lighting's proprietary ColorFlip™ W + RGB solution, that gives you True White light and unlimited RGB possibilities. This product is compatible with all DMX control systems and follows ANSI E1.20 RDM protocol. You can now get white and RGB colors all from a single light source.



Quantity	Type
Project	Note

## Electrical System

- 50W / W=25W, RGB=25W 100W / W=50W, RGB=50W
- Power Input: 120V or 277V
- Operating Temperature: -40°F~112°F
- Surge Protection: 4KV
- Power Factor Greater than 0.9

## LED Technology

- White: CCT 3000K
- 85 CRI
- Beam Angle: 60°, 100° (with diffuser)
- Rated Life > 60,000 hours (L70)

## Advanced Dimming

(Proprietary VX Driver is incorporated to all dimming options for video flicker-free lighting)

- **DMX:** high resolution dims to 0.1% (Supports ANSI E1.20 RDM protocol)

## Retrofit

- Non-IC Rated, insulation must be kept > 1ft from housing
- Aperture: 6.3" (160mm)
- Opening of Mounting Frame: 6.35" (162mm) to 7.0" (178mm) Max
- Oversize Trim: 8" (203mm)
- Maximum Ceiling Thickness: 2" (50.8mm)
- Tool-less top access allows service from above.
- Light engine, optics, and driver(s) accessible from below ceiling
- Weight: 11.02lbs
- Goof Ring 8": Aluminum, standard white finish; O. D. 10"; other size and finish available, please inquire

## Warranty

- 5 years limited warranty.

## Listing

- ETL Damp Location Listed
- FCC



# REV 6 Retrofit - W+RGB



## How To Specify:

**Ordering Example: RS6R-100-308C-U-DMX-60-BLK**

Model	Wattage	CCT / CRI	Voltage	Dimming
<b>RS6R</b>			<b>UNV</b>	
<b>RS6R</b> REV 6 inch W+RGB Retrofit	<b>50</b> 50W <b>100</b> 100W	308C 3000K / CRI85 +RGB	<b>UNV</b> 120-277V	<b>DMX</b> NDMX dims to 0.1% (XLR Sockets) <b>DMX(RJ45)</b> DMX dims to 0.1% (RJ45 Sockets)

Beam Angle	Finish	Accessories
<b>60</b> 60° <b>WD*</b> 100° (with diffuser)	<b>BLK</b> Black <b>WHT</b> White	<b>SPD<sup>1</sup></b> Surge Protector <b>DF<sup>2</sup></b> Diffuser <b>GR8<sup>3</sup></b> Goof Ring 8" to 10"
*Please factor in change in lumen output with diffuser (-20% with WD; -12% with other degrees).		<sup>1</sup> Surge protector for up to 10KV. Applicable for unstable mains or facilities using high power machineries. <sup>2</sup> Please factor in change in lumen output with diffuser (-20% with WD; -12% with other degrees). <sup>3</sup> Includes New Reflector.

# REV 6 Retrofit - W+RGB



## Delivered Lumens\*

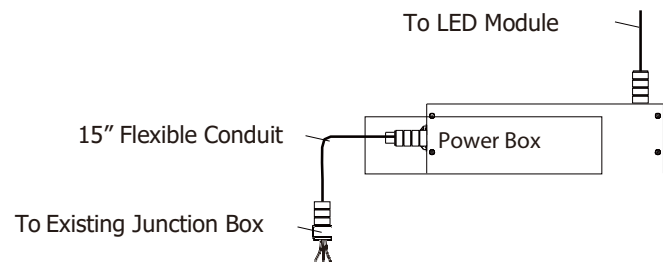
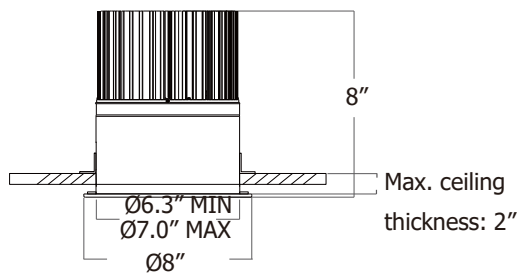
Wattage \ CCT	50W		100W	
	Beam Angle: 60°			
R	8 W	149 lm	18 W	220 lm
G	8 W	988 lm	18 W	1702 lm
B	8 W	117 lm	18 W	209 lm
W	25 W	2000 lm	46 W	4018 lm

\*Tolerance±8%

## Current Consumption

Wattage \ Volt	120V	277V
50W	0.44A	0.19A
100W	0.89A	0.38A

## Dimensions



## DMX Requirements

The REV 6 LED fixture with DMX is a **FOUR CHANNEL DMX unit**.

**When placing order, please indicate DMX address.** (The DMX address will be listed on the back of the fixture.) The LED fixture provide RJ45 Socket or XLR socket to connect. (DMX cable NOT included.)

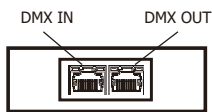
The final fixture should be terminated by the use of DMX Terminator (by others).

Fixture	DMX Address			
	Red Control (ex. X)	Green Control (ex. X+1)	Blue Control (ex. X+2)	White Control (ex. X+3)
#1	1	2	3	4
#2	5	6	7	8
#3	9	10	11	12

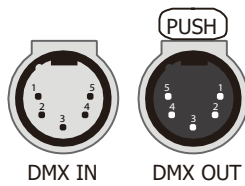
The LED fixture provide RJ45 Socket or XLR socket to connect. (DMX cable NOT included.)

The final fixture should be terminated by the use of DMX Terminator (by others).

### RJ45 Sockets



### XLR Sockets



CONNECTION	RJ45 (CAT5e)	5-PIN XLR
Common	WHITE/BROWN(PIN7) & BROWN(PIN 8)	PIN 1
Signal -	ORANGE(PIN 2)	PIN 2
Signal +	WHITE/ORANGE(PIN 1)	PIN 3
Spare	-	PIN 4
Spare	-	PIN 5