

Whiz 2.0 - Tunable White Version (ColorFlip™)



High lumen compact luminaire with lumen output 17165 – 29555lm.

Quantity		Type	
Project		Note	

Delivered Lumens*

ColorFlip™	3000K	3500K	4000K	4500K	5000K
DMX CCT Signal (%)	0%	25%	45%	60%	100%
0-10V CCT Voltage	0	2.5	4.5	6	10
150W	17165 lm	19070 lm	20980 lm	20805 lm	20630 lm
300W	24100 lm	26830 lm	29555 lm	29545 lm	29540 lm
CRI	85	83	82	80	75

Electrical System

- 150W
- 300W
- Power Input: Universal (120-277V); 347-480V
- Operating Temperature: -40°F~112°F
- Surge Protection: 4KV
- Power Factor Greater than 0.9

LED Technology

- ColorFlip™(Tuning White: 3000K ←→ 5000K)
- 3000K / 85 CRI, 5000K / 75 CRI
- Beam Angle: 25°, 40°, 60°, 100° (with diffuser)
- Rated Life > 100,000 hours (L70)
- Lumen Maintenance > 0.90 at 60,000 hours

Advanced Dimming

(Proprietary VX Driver is incorporated to all dimming options for video flicker-free lighting)

- Superior 0-10V: dims to 1%
- DMX: high resolution dims to 0.1% (Supports ANSI E1.20 RDM protocol)

Housing

- Diameter: 16.24" (420mm)
- Material: Die-Cast Aluminum, Tempered Glass
- Weight: 33lbs

Mounting

- Stem 2ft, 4ft
- Adjustable Aircraft Cable 10ft
- Uplight 2ft, 4ft
- Adjustable Uplight 2ft, 4ft

Warranty

- 5 years limited warranty.

Listing

- ETL Damp Location Listed



Whiz 2.0 - Tunable White Version (ColorFlip™)



How To Specify:

Ordering Example: WS2-300-TNW-UNV-DMX-60-BLK-ST2-EMP

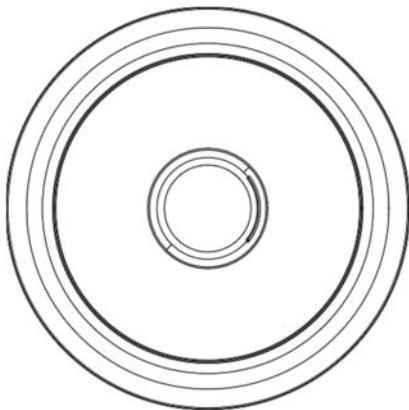
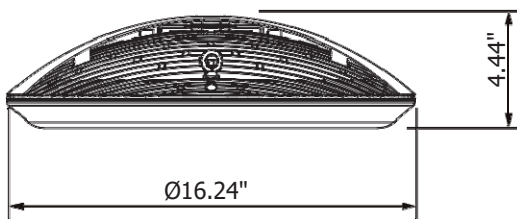
Model	Wattage		CCT / CRI		Voltage		Dimming	
WS2					UNV			
WS2	150	150W	TNW	3000K-5000K	UNV	120-277V		SPV Superior 0-10V dims to 1%
Whiz 2.0 Series	300	300W			HVT	347-480V		DMX DMX dims to 0.1% (XLR Sockets)

Beam Angle		Finish		Mounting		Accessories	
25	25°	BLK Black	WHT White	ST2	Stem 2ft	EMP¹	Remote Emergency Pack
40	40°			ST4	Stem 4ft	DF²	Diffuser
60	60°			AD10	Adjustable Cable 10ft	WG³	Wire Guard
WD*	100° (with diffuser)			UP2	Uplight Stem 2ft	SNT⁴	Snoot
				UP4	Uplight Stem 4ft	GSV⁵	Glare Shield Visor
				AUP2	Adjustable Uplight 2ft		
				AUP4	Adjustable Uplight 4ft		
*Please factor in change in lumen output with diffuser (-20% with WD; -12% with other degrees).						¹ Option not compatible with 300W ² Please factor in change in lumen output with diffuser (-20% with WD; -12% with other degrees). ³ Please factor in change in lumen output of -14%. ⁴ Please factor in change in lumen output of -30%. ⁵ Please factor in change in lumen output of -25%.	

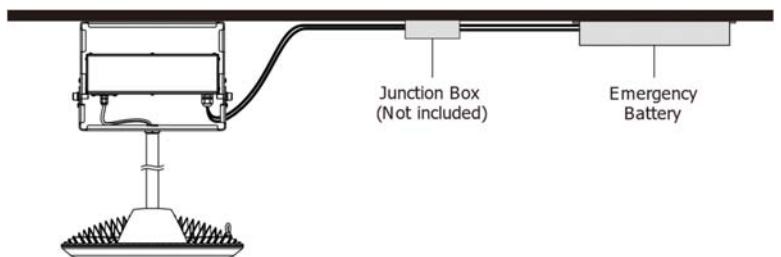
Current Consumption

Wattage \ Volt	120V	277V
150W	1.25A	0.54A
300W	2.50A	1.08A

Dimensions



Remote Emergency Pack



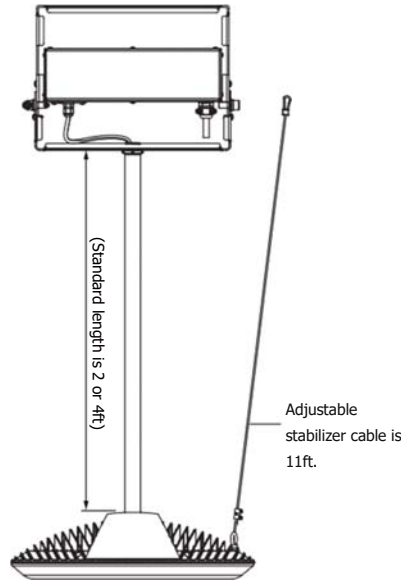
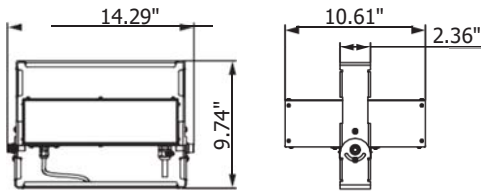
16.6" x 2.8" x 2.85" (mounting center - 16.05")



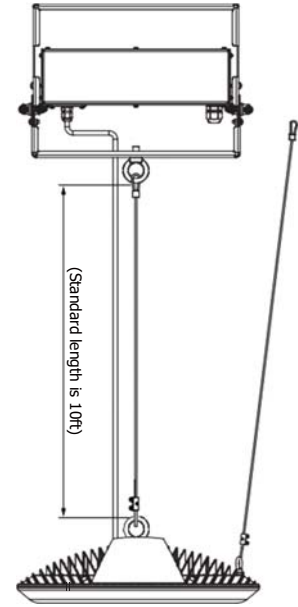
Emergency Pack Lumen Output Table

CCT	4000K
Lumen	1980 lm

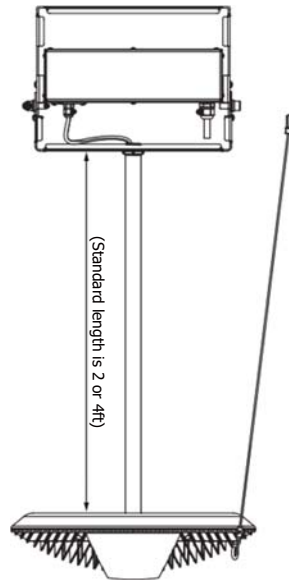
Mounting Options



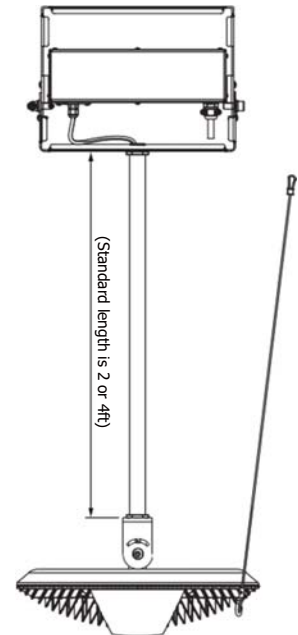
Stem



Adjustable Aircraft Cable



Uplight



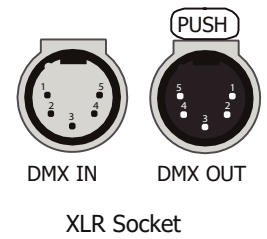
Adjustable Uplight

DMX Requirements*

Each Whiz 2.0 DMX unit has TWO CHANNELS per fixture (1 to control intensity, 1 to control color).
 Fixture will be controlled by DMX number controlling intensity.
 We do not recommend more than 32 fixtures per DMX daisy chain.
 When placing order, please indicate DMX address (refer to DMX Address example below).
 DMX address will be listed on the back of each fixture.

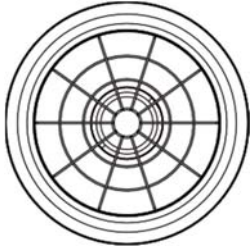
CONNECTION	5-PIN XLR
Common	PIN 1
Signal -	PIN 2
Signal +	PIN 3
Spare	PIN 4
Spare	PIN 5

Fixture	DMX Address	
	Intensity Control (ex. X)	Color Control (ex. X+1)
#1	1	2
#2	3	4
#3	5	6

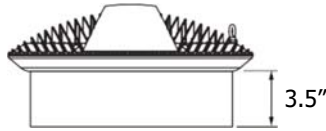


The LED fixture provide RJ45 Socket or XLR socket to connect. (DMX cable NOT included.)
 The final fixture should be terminated by the use of DMX Terminator (by others).

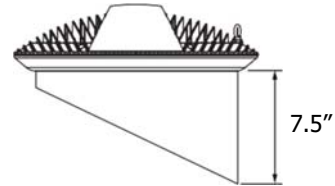
Accessory



Wire Guard



Snoot



Glare Shield Visor

150W (75W: 3000K; 75W: 5000K)
300W (150W: 3000K; 150W: 5000K)

