

Zeta 10 - Standard



10-inch aperture Cylinder with aesthetic design and minimal visual impact suited for remodel or new construction.

- Tunable White
(Please refer to Tunable White Version spec sheet)
- Warm Dim
(Please refer to Warm Dim Version spec sheet)
- W+RGB
(Please refer to W+RGB Version spec sheet)



Quantity	Type
Project	Note

Electrical System

- 5138 lm (45W)
- 8962 lm (80W)
- 12517 lm (115W)
- 14734 lm (140W)
- Power Input: Universal (120-277V)
- Operating Temperature: -13°F~112°F
- Surge Protection: 4KV
- Remote Emergency Pack: Bodine BSL20LV
- Power Factor Greater than 0.9

LED Technology

- 2700K, 3000K, 3500K, 4000K
- 85 CRI, 93 CRI
- Beam Angle: 30°, 45°, 55°
- Rated Life > 60,000 hours (L70)

Advanced Dimming

(Proprietary VX Driver is incorporated to all dimming options for video flicker-free lighting)

- **Standard 0-10V:** dims to 10%
 - **Superior 0-10V:** dims to 1 %
 - **DMX:** high resolution dims to 0.1%
- (Supports ANSI E1.20 RDM protocol)
- **LTE:** Hi-Lume 1% 2-wire LED Driver (120V forward phase only)
 - **LDE1:** Hi-Lume 1% EcoSystem LED Driver with Soft-on, Fade-to-Black (UNV only)

Housing

- Diameter: 9.4" (238mm)
- Height: 18.6" (474mm)
- Material: Aluminum
- Weight: 25 lbs
- Color Trim Options
- Various Color Trim Options

Mounting

- Stem 2ft or 4ft; 45° Swivel Canopy Included
- Adjustable Aircraft Cable 10ft

Warranty

- 5 years limited warranty.

Listing

- ETL Damp Location Listed
- FCC
- CE



Not all Zeta 10 are DLC qualified. For all qualified products. Please visit: www.designlights.org/ql

Zeta 10 - Standard





How To Specify:

Ordering Example: ZS10-140-408-U-DMX-45-2-B-ST2

4-5 weeks lead time on over 75% of specifications.

Model	Wattage	CCT / CRI	Voltage	Dimming
ZS10			U	
ZS10	45 10W	278 2700K / CRI85	UNV 120-277V	STV Standard 0-10V dims to 10%
Zeta 10	80 80W	308 3000K / CRI85		SPV Superior 0-10V dims to dark
	115 115W	358 3500K / CRI85		DMX DMX dims to 0.1% (XLR Sockets)
	140 140W	408 4000K / CRI85		DMX(RJ45) DMX dims to 0.1% (RJ45 Sockets)
		279 2700K / CRI93		LTE Hi-Lume 1% 2-wire LED Driver (120V forward phase only)
		309 3000K / CRI93		LDE1 Hi-Lume 1% EcoSystem LED Driver with Soft-on, Fade-to-Black (UNV only)
		359 3500K / CRI93		

Beam Angle	Finish	Trim Finish	Mounting	Accessories
30 30 °	BLK Black	1 Copper Color Trim	ST2 Stem 2ft	SPD¹ Surge Protector
45 45°	WHT White	2 Gold Color Trim	ST4 Stem 4ft	EMP Remote Emergency Pack
55 55°		3 Silver Color Trim	AD10 Adjustable Cable 10ft	
		4 White Color Trim		
		5 Black Color Trim		
		 Color Trim  1 2 3 4 5		
	Black, White finishing includes both ring and housing.			¹ Surge protector for up to 10KV. Applicable for unstable mains or facilities using high power machinery.

DesignLights Consortium™ Qualified Luminaires:

DLC QPL Model Number : ZS10-140-408

Not all product variations listed on this page are DLC qualified.

To ensure that a specific model is qualified, visit www.designlights.org/search.

Zeta 10 - Standard



Delivered Lumens*

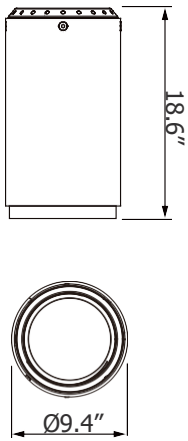
Wattage	45W	80W	115W	140W
Beam Angle: 45°				
CCT				
4000K	5138 lm	8962 lm	12517 lm	14734 lm
3500K	5009 lm	8738 lm	12204 lm	14365 lm
3000K	4881 lm	8514 lm	11892 lm	13997 lm
2700K	4727 lm	8245 lm	11516 lm	13555 lm

Current Consumption

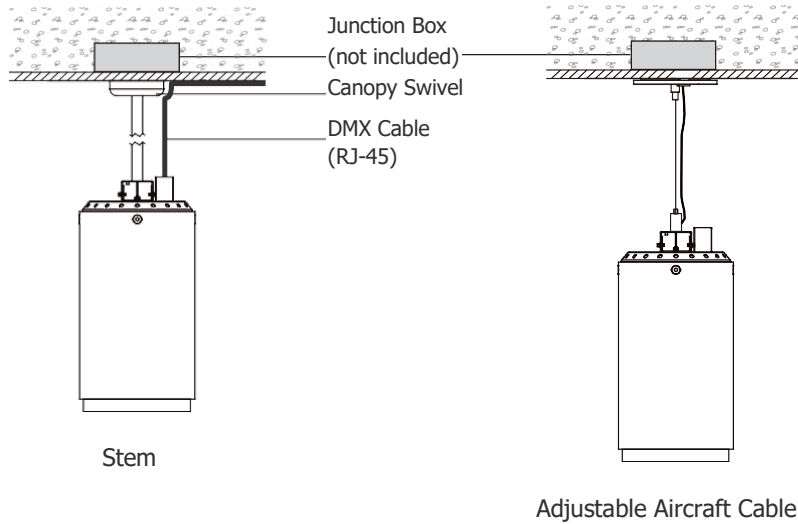
Wattage	120V	277V
45W	0.41A	0.18A
80W	0.73A	0.32A
115W	1.05A	0.46A
140W	1.28A	0.56A

*Tolerance±8%

Dimensions



Mounting Options



Zeta 10 - Standard



DMX Requirements

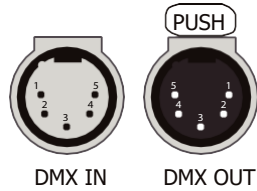
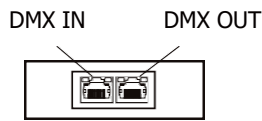
The Zeta 10 LED fixture with DMX is a ONE CHANNEL DMX unit.

When placing order, please indicate DMX address. (The DMX address will be listed on the back of the fixture.) The LED fixture provide RJ45 Socket or XLR socket to connect. (DMX cable NOT included.)

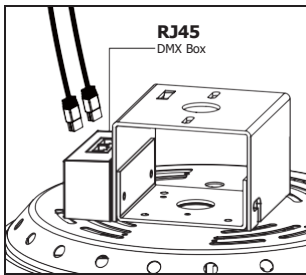
The final fixture should be terminated by the use of DMX Terminator (by others).

RJ45 Sockets

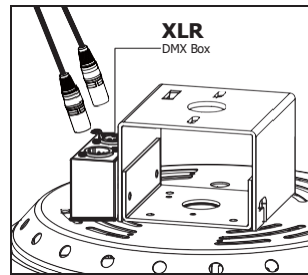
XLR Sockets



CONNECTION	RJ45 (CAT5e)	5-PIN XLR
Common	WHITE/BROWN(PIN7) & BROWN(PIN 8)	PIN 1
Signal -	ORANGE(PIN 2)	PIN 2
Signal+	WHITE/ORANGE(PIN 1)	PIN 3
Spare	-	PIN 4
Spare	-	PIN 5



Connect DMX by using a standard shielded CAT5/6 cable.



Connect DMX by using a standard DMX512 XLR cable with 5 pin in/out connector (by others).

Compatible TRIAC Dimmer List

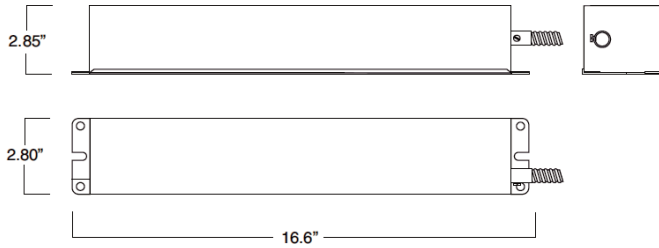
LUTRON PART NO.

RRD-6NA-	RRT-G5NEW-	RRT-GH	HQRD-10ND-	HQRT-GH	HQRD-HN	PD-10NXD-
RRD-6ND	RT-G25LW-	HQRD-6NA-	MRF2-6ND-120-	HQRT-G25LW-	GT-250M-	PD-5NE-
RRD-10ND-	RRD-HN	HQRD-6ND-	MRF2S-6ND-120-	HQRT-G5NEW-	GTJ-250M-	

Zeta 10 - Standard



Remote Emergency Pack



Emergency Pack Lumen Output Table

CCT	2700K	3000K	4000K
Lumen	1640 lm	1760 lm	1890 lm

Mounting with standard ceiling recessed Junction BOX

