

Zeta 10 - W+RGB



10-inch aperture Cylinder utilizing Meteor Lighting's proprietary ColorFlip™ W + RGB solution, that gives you True White light and unlimited RGB possibilities. This product is compatible with all DMX control systems and follows ANSI E1.20 RDM protocol. You can now get white and RGB colors all from a single light source.



Quantity	Type
Project	Note

Electrical System

- 50W / W=25W, RGB=25W
- 100W / W=50W, RGB=50W
- Power Input: Universal (120-277V)
- Operating Temperature: -13°F~112°F
- Surge Protection: 4KV

LED Technology

- White: CCT 3000K
- 85 CRI
- Beam Angle: 45°, 55°
- Rated Life > 60,000 hours (L70)

Advanced Dimming

(Proprietary VX Driver is incorporated to all dimming options for video flicker-free lighting)

- **DMX:** high resolution dims to 0.1% (Supports ANSI E1.20 RDM protocol)

Housing

- Diameter: 9.4" (238mm)
- Height: 18.6" (474mm)
- Material: Aluminum
- Weight: 25 lbs
- Trim Finish Options

Mounting

- Stem 2ft or 4ft; 45° Swivel Canopy Included
- Adjustable Aircraft Cable 10ft

Warranty

- 5 years limited warranty.

Listing

- ETL Damp Location Listed
- FCC
- CE



Zeta 10 - W+RGB





How To Specify:

Ordering Example: ZS10-100-308C-U-DMX-45-B-2-ST2

4-5 weeks lead time on over 75% of specifications.

Model	Wattage	CCT / CRI	Voltage	Dimming
ZS10		WDIM	U	
ZS10	50 50W	308C 3000K / CRI85+RGB	U 120-277V	DMX DMX dims to 0.1% (XLR Sockets)
Zeta 10	100 100W			DMX(RJ45) DMX dims to 0.1% (RJ45 Sockets)

Beam Angle	Finish	Trim Finish	Mounting	Accessories
45 45°	BLK Black	1 Copper Color Trim	ST2 Stem 2ft	SPD¹ Surge Protector
55 55°	WHT White	2 Gold Color Trim	ST4 Stem 4ft	
		3 Silver Color Trim	AD10 Adjustable Cable 10ft	
		4 White Color Trim		
		5 Black Color Trim		
				
				
		1 2 3 4 5		

¹Surge protector for up to 10KV. Applicable for unstable mains or facilities using high power machinery.

Zeta 10 - W+RGB



Delivered Lumens*

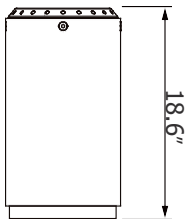
CCT	50W		100W	
	Beam Angle: 45°			
R	8 W	149 lm	17 W	220 lm
G	8 W	988 lm	17 W	1702 lm
B	8 W	117 lm	17 W	209 lm
W	25 W	2000 lm	50 W	4016 lm

Current Consumption

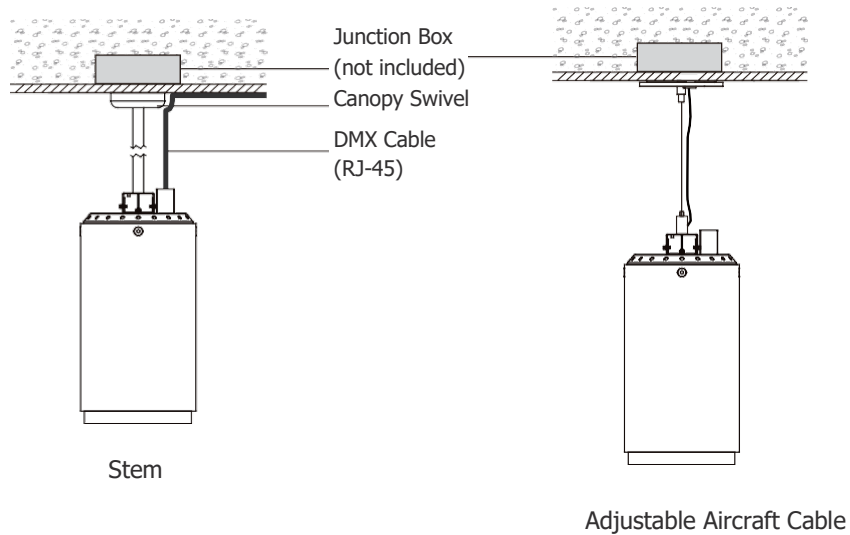
Wattage	Volt	
	120V	277V
50W	0.44A	0.19A
100W	0.89A	0.38A

*Tolerance±8%

Dimensions



Mounting Options



Zeta 10 - W+RGB



DMX Requirements

The Zeta 10 LED fixture with DMX is a FOUR CHANNEL DMX unit.

When placing order, please indicate DMX address. (The DMX address will be listed on the back of the fixture.)

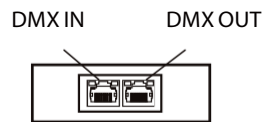
The LED fixture provide RJ45 Socket or XLR socket to connect. (DMX cable NOT included.)

Fixture	DMX Address			
	Red Control (ex. X)	Green Control (ex. X+1)	Blue Control (ex. X+2)	White Control (ex. X+3)
#1	1	2	3	4
#2	5	6	7	8
#3	9	10	11	12

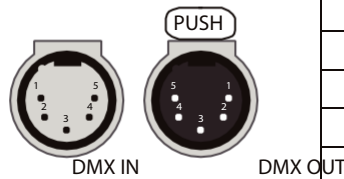
The LED fixture provide RJ45 Socket or XLR socket to connect. (DMX cable NOT included.)

The final fixture should be terminated by the use of DMX Terminator (by others).

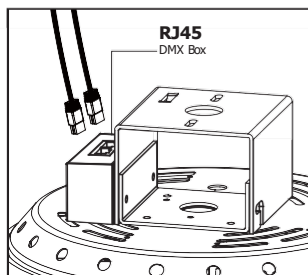
RJ45 Sockets



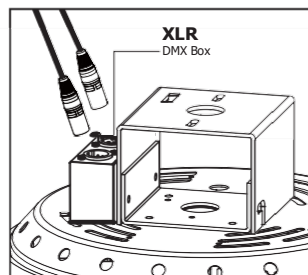
XLR Sockets



CONNECTION	RJ45 (CAT5e)	5-PIN XLR
Common	WHITE/BROWN(PIN7) & BROWN(PIN 8)	PIN 1
Signal -	ORANGE(PIN 2)	PIN 2
Signal+	WHITE/ORANGE(PIN 1)	PIN 3
Spare	-	PIN 4
Spare	-	PIN 5



Connect DMX by using a standard shielded CAT5/6 cable.



Connect DMX by using a standard DMX512 XLR cable with 5 pin in/out connector (by others).

Compatible DMX Cabling List

DMX uses a cable consisting of two twisted pairs plus a shield to carry data. The cable must be specifically impedance matched for the digital DMX signal, meaning that microphone cable or other non-rated cable **must not be used to carry DMX**. Network cable (Cat5, 5e or 6 cable) may be used to carry DMX in an installation; however special consideration must be given to shielding and termination. Under no circumstances should solid core cable like Cat5 be terminated into a screw down connector.

Meteor recommends the use of Belden 9729 for DMX installation. Belden 9729 is a two pair cable, which allows for a spare pair for 'out and back' type terminations if needed. Below is a list of other compatible Belden cables.