

Zeta 10 - Warm Dim



10-inch aperture Cylinder utilizing Meteor Lighting's proprietary ColorFlip™ Warm Dim solution, that results in superior efficacy and heat management. This product is compatible with all existing 0-10V and DMX control systems. Bringing ambient lighting to your spaces.



Quantity	Type
Project	Note

Delivered Lumens*

Warm Dim	1900K						3000K
DMX CCT Signal (%)	7%	20%	40%	60%	80%	100%	
0-10V CCT Voltage	0.7	2	4	6	8	10	
100W	140 lm	630 lm	1890 lm	3570 lm	5390 lm	7000 lm	
80W	114 lm	513 lm	1539 lm	2907 lm	4389 lm	5700 lm	
45W	66 lm	297 lm	891 lm	1683 lm	2541 lm	3300 lm	

*Tolerance±8%

Electrical System

- 45W, 80W, 100W
- Power Input: Universal (120-277V)
- Operating Temperature: -13°F~112°F
- Surge Protection: 4KV

LED Technology

- Warm Dim™ (Tuning White: 1900K ↔ 3000K)
- 85 CRI
- Beam Angle: 45°, 55°
- Rated Life > 60,000 hours (L70)

Advanced Dimming

(Proprietary VX Driver is incorporated to all dimming options for video flicker-free lighting)

- **Superior 0-10V:** dims to 1%
- **DMX:** high resolution dims to 0.1% (Supports ANSI E1.20 RDM protocol)

Housing

- Diameter: 9.4" (238mm)
- Height: 18.6" (474mm)
- Material: Aluminum
- Weight: 25 lbs
- Trim Finish Options

Mounting

- Stem 2ft or 4ft; 45° Swivel Canopy Included
- Adjustable Aircraft Cable 10ft

Warranty

- 5 years limited warranty.

Listing

- ETL Damp Location Listed
- FCC
- CE



Zeta 10 - Warm Dim





How to Specify:

Ordering Example: ZS10-100-WDIM-U-DMX-45-B-2-ST2

4-5 weeks lead time on over 75% of specifications.

Model	Wattage	CCT / CRI	Voltage	Dimming
ZS10		WDIM	U	
ZS10	45 10W	WDIM 1900K - 3000K	U 120-277V	SPV Superior 0-10V dims to 1%
Zeta 10	80 80W			DMX DMX dims to 0.1% (XLR Sockets)
	100 100W			DMX(RJ45) DMX dims to 0.1% (RJ45 Sockets)

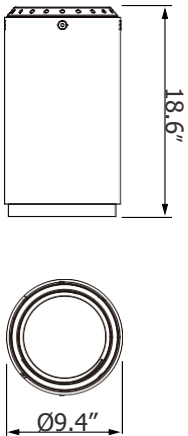
Beam Angle	Finish	Trim Finish	Mounting	Accessories
45 45°	BLK Black	1 Copper Color Trim	ST2 Stem 2ft	SPD¹ Surge Protector
55 55°	WHT White	2 Gold Color Trim	ST4 Stem 4ft	
		3 Silver Color Trim	AD10 Adjustable Cable 10ft	
		4 White Color Trim		
		5 Black Color Trim		
				
				
		1 2 3 4 5		

¹Surge protector for up to 10KV. Applicable for unstable mains or facilities using high power machinery.

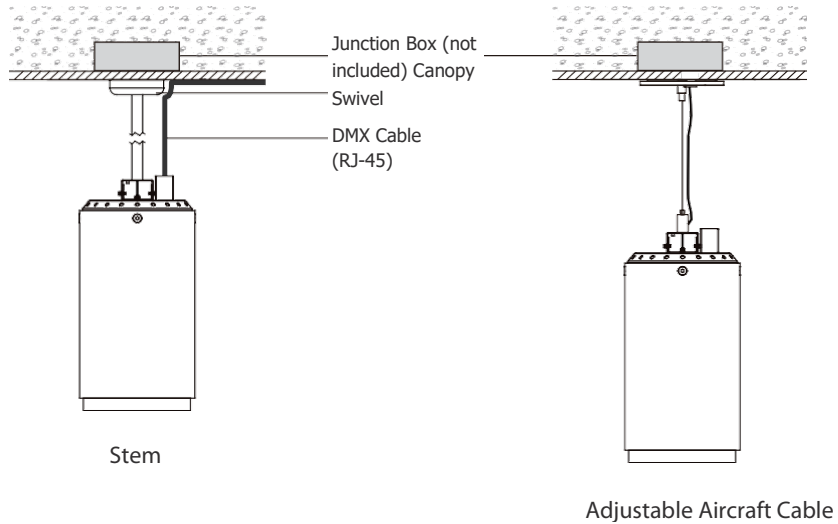
Zeta 10 - Warm Dim



Dimensions



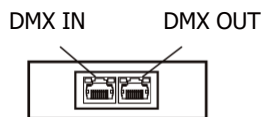
Mounting Options



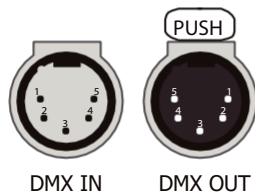
DMX Requirements

The Zeta 10 LED fixture with DMX is a TWO CHANNEL DMX unit. When placing order, please indicate DMX address. (The DMX address will be listed on the back of the fixture.)

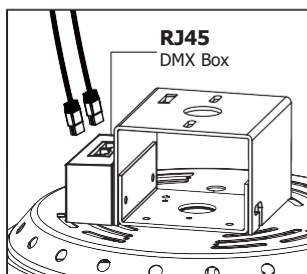
RJ45 Sockets



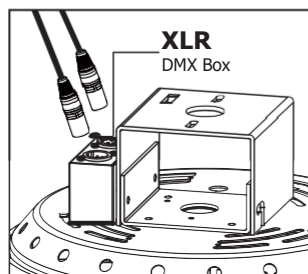
XLR Sockets



CONNECTION	RJ45 (CAT5e)	5-PIN XLR
Common	WHITE/BROWN(PIN7) & BROWN(PIN 8)	PIN 1
Signal-	ORANGE(PIN 2)	PIN 2
Signal+	WHITE/ORANGE(PIN 1)	PIN 3
Spare	-	PIN 4
Spare	-	PIN 5



Connect DMX by using a standard shielded CAT5/6 cable.



Connect DMX by using a standard DMX512 XLR cable with 5 pin in/out connector (by others).